






Contents

Exam Factfile pages 5–8

Reading	Listening and Speaking	Writing	Vocabulary	English in Use	Structure
Unit 1 Loud and Clear pages 9–19					
12 Skim reading: <i>The world of Doublespeak</i> <ul style="list-style-type: none"> introduction to speed reading vocabulary comprehension 	9 L Ordering topics L Part 4: short extracts <ul style="list-style-type: none"> matching descriptions to speakers S Parts 1 and 3 <ul style="list-style-type: none"> introductions picture discussion turn-taking strategies 	14 <ul style="list-style-type: none"> recognizing style and register selecting appropriate vocabulary writing a postcard 	10 <ul style="list-style-type: none"> word building: adjectives and nouns 14 <ul style="list-style-type: none"> compound adjectives 16 <ul style="list-style-type: none"> words with similar meanings phrasal verbs: informal/formal register 	17 Part 3: error correction	18 <ul style="list-style-type: none"> overview of grammar covered in units
Unit 2 Fighting Fit pages 20–33					
28 Part 1: multiple matching: <i>Health and Safety at Work</i> <ul style="list-style-type: none"> matching headings Style <ul style="list-style-type: none"> use of the impersonal <i>it</i> 	20 L Part 1: monologue <ul style="list-style-type: none"> sentence completion S Part 3 <ul style="list-style-type: none"> discussing advantages and disadvantages 	25 Part 1: informal letter <ul style="list-style-type: none"> selecting information deciding on register checking your answer 	23 <ul style="list-style-type: none"> confusable words: <i>stimulant, stimulus, treat, cure, heal</i> 	22 Part 1: vocabulary cloze 31 Part 2: grammar cloze	31 <ul style="list-style-type: none"> modals and meaning modals and the perfect infinitive use of <i>need</i> negative forms
Unit 3 Getting to Know You pages 34–47					
34 Part 3: multiple-choice questions: <i>Body Language</i> <ul style="list-style-type: none"> vocabulary comprehension eliminating options finding relevant parts of a text Style <ul style="list-style-type: none"> 'general interest' articles 	41 L Part 3: dialogue Yes / No statements S Part 2 <ul style="list-style-type: none"> picture discussion: similarities / differences 	38 Part 2: account <ul style="list-style-type: none"> producing a formal register organizing information 	38 <ul style="list-style-type: none"> confusable words: <i>staid, rebellious</i> 42 <ul style="list-style-type: none"> metaphorical language 	45 Part 4: word formation 46 Part 2: grammar cloze	47 <ul style="list-style-type: none"> zero conditional first conditional second conditional
Unit 4 Can You Believe It? pages 48–61					
52 Introduction to gapped texts: <i>Kaspar Hauser</i> <ul style="list-style-type: none"> sequencing referencing vocabulary comprehension Style <ul style="list-style-type: none"> time references engaging the reader's interest 	48 L Part 4: short extracts <ul style="list-style-type: none"> matching pictures to speakers answering multiple choice questions S Part 3 <ul style="list-style-type: none"> asking questions interrupting politely 	55 Part 2: competition entry <ul style="list-style-type: none"> use of adverbs and adjectives openings, use of questions, description, choice of tense 	51 <ul style="list-style-type: none"> phrasal verbs with <i>up</i> and <i>out</i> 	49 Part 3: error correction 59 Part 2: grammar cloze	59 <ul style="list-style-type: none"> tenses in accounts and narratives past perfect and simple past <i>used for, used to be, get used to, would</i>
Unit 5 All Walks of Life pages 62–73					
66 Part 3: multiple-choice questions: <i>A Band of Gold</i>	62 L Part 2: monologue <ul style="list-style-type: none"> completing programme notes S Parts 2 and 4 <ul style="list-style-type: none"> picture discussion: compare and contrast talking about lifestyle: explain and discuss 	69 Part 1: report writing <ul style="list-style-type: none"> summarizing paragraphs giving a recommendation 	64 <ul style="list-style-type: none"> adjectives and adverbs to describe lifestyles 68 <ul style="list-style-type: none"> expressions to do with weather suffixes 	65 Part 5: register transfer 72 Part 3: error correction	72 <ul style="list-style-type: none"> direct and reported speech constructions after reporting verbs adverbs and reporting verbs

Reading	Listening and Speaking	Writing	Vocabulary	English in Use	Structure
 Unit 6 Culture Vultures pages 74–86					
74 Part 1: multiple matching: <i>The List</i> • vocabulary comprehension	81 L Part 2: monologue • completing programme notes S Part 2 • picture discussion: describe and identify	78 Part 2: review • including opinion and description • positive and negative points	76 • order of adjectives: writing descriptive phrases 79 • adverbs used to intensify adjectives • adverbs used to introduce /specify information	78 Part 1: vocabulary cloze 83 Part 6: phrase gap	85 • <i>will</i> and <i>going to</i> • present continuous, simple present, future continuous, simple future • <i>about to</i> and <i>on the verge of</i>
 Unit 7 Welcome to the Real World pages 87–98					
91 Part 2: gapped text: <i>The Ups and Downs of the music business</i> • identifying content links • vocabulary comprehension	87 S Parts 2 and 4 • picture discussion: compare and contrast • developing a discussion L Part 1: monologue • sentence completion	94 Part 1: letters • writing two letters in contrasting registers • informal features	93 • phrasal verbs with <i>up</i> and <i>out</i>	90 Part 3: error correction 96 Part 2: grammar cloze	96 • wishes and regrets • <i>miss</i> • <i>if only</i>
 Unit 8 Going Places pages 99–110					
102 Part 1: multiple matching: <i>Go for it!</i> • matching headings • matching statements Style • use of cohesive devices	99 L Part 2: radio interview • multiple-choice questions S Part 3 • picture discussion: selecting • rank ordering	105 Part 2: guidebook entry • recognizing differences of style	104 • collocations 105 • confusable words: words related to travel	99 Part 6: phrase gap	108 • defining and non-defining relative clauses • noun clauses • adverb clauses
 Unit 9 Rites and Rituals pages 111–123					
111 Part 1: multiple matching: <i>Going back to their roots</i> • identifying topics Style • style features of a magazine /newspaper • organization of an article	114 S Parts 3 and 4 • discussion and negotiation L Part 3: radio phone-in • matching statements to speakers	118 Part 2: article • choosing an appropriate title • paragraphing	112 • forceful language 116 • confusable words 119 • phrasal verbs with <i>off</i> and <i>down</i>	118 Part 6: phrase gap	121 • present perfect vs simple past • present perfect simple vs continuous • <i>for, since, long, yet, still</i> • future perfect simple and continuous
 Unit 10 Who Cares? pages 124–136					
124 Part 2: gapped text: <i>Fashion Compassion</i> • identifying content links • vocabulary comprehension Style • metaphorical language	130 L Part 2: monologue • sentence completion S Parts 3 and 4 • discussion and negotiation • reporting back • rank ordering	127 Part 1: formal letter • selecting information • planning your answer	130 • phrasal verbs with <i>on</i>	131 Part 4: word formation	134 • gerunds • present participles • infinitive vs present participle • gerunds and infinitives

Reading	Listening and Speaking	Writing	Vocabulary	English in Use	Structure
Unit 11 Today's World pages 137–147					
137 Part 3: multiple-choice questions: <i>The true value of age</i> • finding relevant parts of a text Style • giving an opinion • speculating • reporting statements	141 S Parts 3 and 4 • discussing benefits and drawbacks L Part 2: radio interview • completing notes • true / false statements	144 Part 2: leaflet • layout and organization • identifying register	142 • phrasal verbs with <i>over</i>	140 Part 5: register transfer 146 Part 2: grammar cloze	146 • third conditional • conditional link words • mixed conditionals
Unit 12 Let's Get Organized pages 148–158					
148 Part 2: gapped text: <i>Small is beautiful</i> • identifying content links	155 L Part 3: dialogue Yes / No statements S Part 3 • discussion and justification • rank ordering	152 Part 1: formal letter and note • making formal complaints	150 • prefixes 152 • the language of guarantees	150 Part 2: grammar cloze	157 • passive forms • <i>have something done</i>
Unit 13 Law and Order pages 159–169					
159 Part 3: multiple-choice questions: <i>Little Joey's Lost Childhood</i> • finding relevant parts of a text • vocabulary comprehension	162 L Part 4: short extracts • matching pictures to speakers • identifying speakers' feelings S Parts 2 and 3 • picture discussion • discussion and reporting back	164 Part 2: character reference • giving a balanced picture • paragraphing	163 • expressions with <i>get</i> 165 • confusable words: <i>sensible, sensitive</i>	164 Part 5: register transfer 168 Part 2: grammar cloze	168 • inversions • concessions
Unit 14 Tomorrow's World pages 170–183					
173 Part 1: multiple matching: <i>An Overview of Teleworking</i> • matching headings to sections • identifying topics Style • features of factual reports	170 L Part 1: monologue • sentence completion S Part 1 • introducing another student Part 2 • picture discussion: spot the difference Part 3 • picture discussion: evaluating and ranking Part 4 • advantages and disadvantages • developing a discussion	176 Part 2: report • choosing section headings • writing an introduction	178 • phrasal verbs: multiple meanings	171 Part 3: error correction 177 Part 6: phrase gap	180 Grammar review • modals • conditionals • reported speech • dependent clauses • verb tenses • gerunds and infinitives • passives • inversions