


Clinical Focus Boxes



Chapter 1

Introduction to the Human Body 1

- Psoriasis 5
- Burns 5
- Langer's Lines 6
- Fractures 10
- Degenerative Joint Disease 11
- Atherogenesis 15
- Asthma 18
- Potential Spaces 32
- Myasthenia Gravis 

Chapter 2











Back 41

- Scoliosis 43
- Cervical Fractures 45
- Osteoarthritis 47
- Osteoporosis 48
- Spondylolysis and Spondylolisthesis 49
- Low Back Pain 51
- Back Pain Associated with the Zygapophyseal (Facet) Joints 52
- Intervertebral Disc Herniation 52
- Whiplash Injury 55
- Herpes Zoster 64
- A Lumbar Puncture and Epidural Anesthesia 66
- Spina Bifida 71
- Myofascial Pain 
- Acute Spinal Syndromes 

Chapter 3




Thorax 73

- Thoracic Cage Injuries 76
- Fibrocystic Breast Disease 81
- Breast Cancer 82
- Chest Drainage Tubes 84
- Pulmonary Embolism 87

Lung Cancer	88
Chronic Obstructive Pulmonary Disease	89
Idiopathic Pulmonary Fibrosis	89
Aspiration of Foreign Objects	91
Cardiac Tamponade	92
Dominant Coronary Circulation	93
Angina Pectoris (The Referred Pain of Myocardial Ischemia)	94
Coronary Angiogenesis	95
Coronary Bypass	95
Myocardial Infarction	96
Cardiac Auscultation	100
Valvular Heart Disease	101
Cardiac Pacemakers	103
Cardiac Defibrillators	104
Mediastinal Masses	108
Ventricular Septal Defect	113
Atrial Septal Defect	114
Patent Ductus Arteriosus	115
Repair of a Tetralogy of Fallot	116
Hemothorax	
Common Cough	
Pneumonia	
Cardiovascular Disease	
Saphenous Vein Graft	
Infective Endocarditis	
Mitral Valve Prolapse	
Ventricular Tachycardia	
Chylothorax	
Coarctation of Aorta	


Chapter 4

Abdomen	119
Abdominal Wall Hernias	125
Common Surgical Incisions	126
Inguinal Hernias	130
Hydrocele and Varicocele	131
Peritoneum: Clinical Importance	132
Peritoneal Dialysis	132
Gastroesophageal Reflux Disease (GERD)	135
Hiatal Hernia	136
Bariatric Surgery	137
Peptic Ulcer Disease	139
Crohn Disease	141
Acute Appendicitis	143
Ulcerative Colitis	143
Diverticulosis	144
Colorectal Cancer	145
Volvulus	146
Intussusception	146
Gallstones (Cholelithiasis)	149
Pancreatic Cancer	151

Rupture of the Spleen	151
Cirrhosis of the Liver	157
Portal Hypertension	158
Renal Stones (Calculi)	165
Obstructive Uropathy	166
Malignant Tumors of the Kidney	167
Surgical Management of Abdominal Aortic Aneurysm	169
Meckel's Diverticulum	173
Congenital Megacolon	174
Congenital Malrotation of the Colon	175
Renal Fusion	178
Pheochromocytoma	179
Acute Abdomen: Visceral Etiology	
Irritable Bowel Syndrome	
Acute Pyelonephritis	

Chapter 5




Pelvis and Perineum 181

Urinary Tract Infections	187
Stress Incontinence in Women	188
Uterine Prolapse	190
Cervical Carcinoma	191
Uterine Leiomyomas (Fibroids)	191
Endometriosis	192
Uterine Endometrial Carcinoma	193
Chronic Pelvic Inflammatory Disease	194
Dysfunctional Uterine Bleeding	195
Ectopic Pregnancy	196
Ovarian Cancer	197
Assisted Reproduction	198
Vasectomy	201
Testicular Cancer	201
Hydrocele and Varicocele	202
Transurethral Resection of the Prostate	203
Prostatic Carcinoma	204
Hemorrhoids	211
Episiotomy	211
Sexually Transmitted Diseases	215
Urethral Trauma in the Male	219
Urine Extravasation in the Male	219
Erectile Dysfunction	220
Hypospadias and Epispadias	224
Uterine Anomalies	225
Ovarian Tumors	

Chapter 6





Lower Limb 227

Deep Venous Thrombosis	229
Congenital Hip Dislocation	232
Pelvic Fractures	233
Intracapsular Femoral Neck Fracture	234

Gluteal Intramuscular Injections	237
Pressure (Decubitus) Ulcers	238
Fractures of the Shaft and Distal Femur	239
Thigh Muscle Injuries	243
Diagnosis of Hip, Buttock, and Back Pain	244
Femoral Pulse and Vascular Access	245
Revascularization of the Lower Limb	246
Tibial Fractures	248
Multiple Myeloma	249
Deep Tendon Reflexes	253
Patellar Injuries	253
Rupture of the Anterior Cruciate Ligament	254
Sprains of the Knee Ligaments	255
Tears of the Meniscus	256
Osgood-Schlatter Disease	256
Osteoarthritis of the Knee	257
Septic Bursitis and Arthritis	258
Shin Splints	264
Osteosarcoma of the Tibia	264
Genu Varum and Valgum	265
Exertional Compartment Syndromes	265
Achilles Tendinitis and Bursitis	266
Ankle Sprains	271
Ankle Fractures	272
Fractures of the Calcaneus	272
Rotational Fractures	273
Fractures of the Talar Neck	274
Metatarsal and Phalangeal Injuries	275
Plantar Fasciitis	277
Congenital Clubfoot	281
Deformities of the Toes	281
Common Foot Infections	282
Diabetic Foot Lesions	283
Arterial Occlusive Disease	284
Gout	284
Acetabular Fractures	
Healing of Fractures	
Repair of Meniscal Tears	







Chapter 7

Upper Limb	293
Fracture of the Proximal Humerus	295
Clavicular Fractures	298
Glenohumeral Dislocations	299
Shoulder Tendinitis and Bursitis	300
Rotator Cuff Injury	302
Brachial Plexopathy	305
Axillary Lipoma	306
Deep Tendon Reflexes	309
Blood Pressure Measurement	311
Fractures of the Humerus	312

Biceps Brachii Rupture	313
Elbow Dislocation	316
Fracture of the Radial Head and Neck	319
Biomechanics of Forearm Radial Fractures	320
Fracture of the Ulna Shaft	321
Distal Radial (Colles') Fracture	326
Fracture of the Scaphoid	327
Median Nerve Compression and Carpal Tunnel Syndrome	328
Allen's Test	329
Rheumatoid Arthritis	333
Finger Injuries	334
Proximal Interphalangeal Joint Dislocations	335
Radial Nerve Compression	338
Proximal Median Nerve Compression	340
Ulnar Nerve Compression in the Cubital Tunnel	341
Ulnar Tunnel Syndrome	342
Clinical Evaluation of Compression Neuropathy	343
Healing of Fracture 	
Brachial Plexopathy 	
Trigger Finger 	
De Quervain Tenosynovitis 	

Chapter 8**Head and Neck 349**

Skull Fractures	353
Zygomatic Fractures	353
Midface Fractures	354
Meningitis	358
Hydrocephalus	359
Subarachnoid Hemorrhage	362
Epidural Hematomas	363
Subdural Hematomas	364
Carotid-Cavernous Sinus Fistula	364
Stroke	365
Transient Ischemic Attack (TIA)	365
Vascular (Multi-Infarct) Dementia	366
Collateral Circulation after Internal Carotid Artery Occlusion	367
Brain Tumors	368
Metastatic Brain Tumors	369
Scalp Wounds	371
Trigeminal Neuralgia	374
Facial Nerve (Bell's) Palsy	375
Herpes Zoster (Shingles)	376
Tetanus	376
Orbital Blow-out Fracture	378
Clinical Testing of the Extraocular Muscles	381
Loss of Innervation to Orbital Muscles	382
Horner's Syndrome	382
Blink Reflex	385
Pupillary Light Reflex	385
Eyelid Infections and Conjunctival Disorders	386

Papilledema	386
Ocular Refractive Disorders (Ametropias)	387
Diabetic Retinopathy	388
Glaucoma	389
Cataract	390
Mandibular Dislocation	392
Mandibular Fractures	393
Lingual Nerve Trauma	394
Rhinosinusitis	396
Nosebleed	399
Acute Otitis Externa and Media	401
Weber and Rinne Tests	404
Cochlear Implant	404
Vertigo	405
Removal of an Acoustic Neuroma	406
Common Oral Lesions	410
Cancer of the Oral Cavity	411
Nerve Lesions	411
Fascial Planes	413
Retropharyngeal Space	413
Central Venous Access	417
Jugular Venous Pulses	417
Hyperthyroidism with Diffuse Goiter (Graves' Disease)	420
Primary Hypothyroidism	421
Manifestations of Primary Hyperparathyroidism	422
Emergency Airway: Cricothyrotomy	427
Manifestations of Hoarseness	429
Craniosynostosis	439
Pharyngeal Arch and Pouch Anomalies	441
Congenital Anomalies of the Oral Cavity	444
Scalp Wounds	
Papilledema	
Mandibular Dislocations	
Nosebleed	
Nerve Lesions	
Central Venous Access	

Upper Limb