









































CONTENTS

UNIT TITLE	FUNCTION	PAGE
Introduction		3
 1 LOVE AT FIRST SIGHT	Describing people	4
 2 LET'S PARTY	Making invitations	6
 3 LOST: ONE BIG, FAT SPIDER	Describing pets	8
 4 MY CLUB	Describing activities	10
 5 GOT THE T-SHIRT	Asking and answering questions	12
 6 CAN YOU ...?	Expressing ability	14
 7 FAB PHONES	Making suggestions	16
 8 IT'S MAGIC	Giving instructions	18
 9 A TICKET TO RIDE	Giving directions	20
 10 THE SATURDAY SHOW	Expressing likes and dislikes	22
 11 WHAT ARE YOU WEARING	Making suggestions	24
 12 MY MUM HATES MY ...!	Giving advice	26
 13 SANDWICH BAR	Expressing choices	28
 14 SUNDAY FETE	Asking for clarification	30
 15 FUN RALLY	Expressing obligation	32
 16 YOU MUST SEE ...	Making recommendations	34
 17 BUY ME! BUY ME!	Describing products	36
 18 I'M ALL EARS!	Understanding and giving messages	38
 19 HOW BRAVE ARE YOU?	Speculating	40
 20 WHAT DID HE SAY?	Understanding announcements	42
 21 ON-LINE SALE	Understanding adverts	44
 22 CARDS, CARDS, CARDS	Greeting people	46
 23 LOOKING DIFFERENT	Giving advice	48
 24 TEEN MAG	Making suggestions	50
 25 GIVE YOUR ROOM A MAKEOVER	Describing past habits and comparing	52
 26 GHOST WALK	Asking for and giving information	54
 27 CRINGE	Describing an experience	56
 28 APOLOGIES.COM	Apologising	58
 29 WHAT AM I THINKING?	Giving instructions	60
 30 SUMMER LOVE	Expressing broken promises	62
 31 WHERE ARE YOU?	Giving directions	64
 32 BIG BROTHER IS WATCHING YOU!	Giving personal information	66
 33 TRUE COLOURS	Agreeing and disagreeing	68
 34 PRIZE-GIVING	Saying 'thank you'	70
 35 WE'RE LISTENING TO YOU!	Making arrangements	72
 36 THE STORY OF HORACE HUMP	Telling a story	74

 37 WORKOUT WITH WENDY	Giving instructions	76
 38 CELEBRITY PHONE-IN	Asking for personal information	78
 39 KIDS RULE	Talking about free time activities	80
 40 COOKING FOR KIDS	Giving instructions	82
Teacher's notes and transcripts		84

INTRODUCTION

1 What is the Common European Framework?

The Common European Framework (CEF) seeks to standardise the description and assessment of levels achieved in different languages across Europe.

A1: This is the first level described by the CEF and it refers to students in their first year or two of studying English. This can otherwise be referred to as Elementary.

A2: This is the second level which is usually reached by students who have been studying English for up to three years. This can otherwise be referred to as Pre-Intermediate

'Can-do' checklist

The Can-do checklist at the end of each unit tells the teacher and students what particular aspects of language the unit has practised. They are called 'can-do statements', as they concentrate on the language learners can successfully use in English, and are directly linked to the CEF descriptors for these levels. The contents page of this book summarises the functional language practised.


2 Why should I use this book?


It is a rich resource of lively, photocopiable materials for use with secondary-school students who have been studying English for one to three years.

This book is perfect for teachers looking for interesting skills work to complement a course book.

- The topics are fun and engaging for teenagers.
- Each unit is carefully staged to be both entertaining and achievable.
- Each unit presents and practises a wide range of new vocabulary.
- Each unit provides REAL language practice, linked to the CEF descriptors.
- Each unit provides practice in writing and speaking, and reading or listening.
- Each unit takes between 45-60 minutes of class time.

3 How do I use this book?

 This shows that the unit is reading based.

 This shows that the unit is listening based. This example indicates that the listening is the second in unit 12.

The book is divided into two sections. Units 1-20 are suitable for students at A1 level and units 21-40 are for students at A2 level. The first ten units in each section have a reading input and the second ten have a listening input.

Within the sections, the units gradually become more difficult. (The grading of the units is a guide.) You may wish to use the more difficult units to stretch your students or easier units for less advanced classes.

The Teachers' Notes, at the end of the book, give ideas on how to stage the lessons. There are also some suggestions for extra activities, keys to the exercises and transcripts for the listening items.

Select activities to give extra practice for language presented in your course book or simply for fun! Choose the appropriate units for your class from the contents page where you can find information about level, topic and language items practised.

Writing activities can be used for homework, or done in class, at your discretion.