



# The Journal of Hand Surgery

An International Journal Devoted  
to Surgery of the Upper Extremity

JULY 2016

VOLUME 41

NUMBER 7

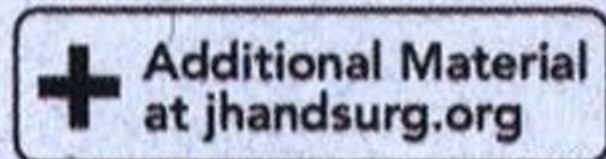
[jhandsurg.org](http://jhandsurg.org)

## EDITOR'S CHOICE

---

- 739 Evaluation of the Patient-Reported Outcomes Measurement Information System Upper Extremity Computer Adaptive Test

*James T. Beckmann, Man Hung, Maren W. Voss, Anthony B. Crum, Jerry Bounsanga, and Andrew R. Tyser*



- 745 The Effect of Radial Head Hemiarthroplasty Geometry on Proximal Radioulnar Joint Contact Mechanics

*G. Daniel G. Langohr, Ryan Willing, John B. Medley, Graham J. W. King, and James A. Johnson*

- 753 Arthrodesis for Primary Osteoarthritis of the Trapeziometacarpal Joint in Elderly Patients

*Yasunori Hattori, Kazuteru Doi, Brian Dormitorio, and Sotetsu Sakamoto*



- 759 CME Test Questions for "Arthrodesis for Primary Osteoarthritis of the Trapeziometacarpal Joint in Elderly Patients"

- 760 Technical Assessment of Connector-Assisted Nerve Repair

*Jonathan Isaacs, Bauback Safa, Peter J. Evans, and Jeffrey Greenberg*

- 767 Using Hounsfield Units to Assess Osteoporotic Status on Wrist Computed Tomography Scans: Comparison With Dual Energy X-Ray Absorptiometry

*Christine C. Johnson, Elizabeth B. Gausden, Andrew J. Weiland, Joseph M. Lane, and Joseph J. Schreiber*

- 775 The "Pillow" Technique for Thumb Carpometacarpal Joint Arthritis: Cohort Study With 10- to 15-Year Follow-Up

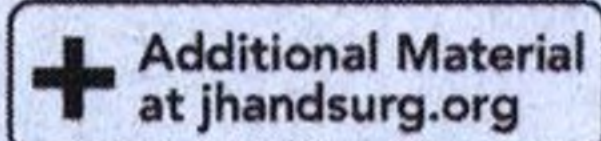
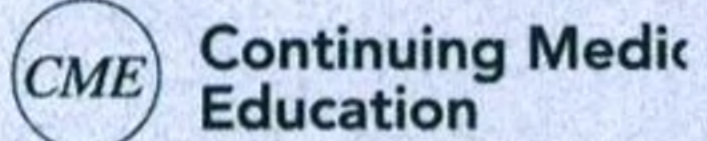
*Panagiotis Givissis, Nikolaos Platon Sachinis, Panagiotis Akritopoulos, Stavros I. Stavridis, and Anastasios Christodoulou*

## CURRENT CONCEPTS

---

- 782 Soft Tissue Coverage of the Hand and Upper Extremity: The Reconstructive Elevator

*Erin Anne Miller and Jeffrey Friedrich*



- 793 CME Test Questions for "Soft Tissue Coverage of the Hand and Upper Extremity: The Reconstructive Elevator"

## THE HAND SURGERY LANDSCAPE






---

- 794 Quality and Value in an Evolving Health Care Landscape



*Robin N. Kamal, Hand Surgery Quality Consortium*





SCIENTIFIC ARTICLES

- e159 Risk of Injury to the Dorsal Sensory Branch of the Ulnar Nerve With Percutaneous Pinning of Ulnar-Sided Structures  
*Amish A. Naik, Richard M. Hinds, Nader Paksima, and John T. Capo*  

- e165 Evaluation of Percutaneous First Annular Pulley Release: Efficacy and Complications in a Perfused Cadaveric Study  
*Don Hoang, Ann C. Lin, Anthony Essilfie, Michael Minneti, Stuart Kuschner, Joseph Carey, and Alidad Ghiassi*  

- e175 Partial Tears of the Distal Biceps Brachii Tendon: A Systematic Review of Surgical Outcomes  
*Michael A. Behun, Andrew G. Geeslin, Emma C. O'Hagan, and Jeffrey C. King*  

- e191 Scaphoid Plate Fixation and Volar Carpal Artery Vascularized Bone Graft for Recalcitrant Scaphoid Nonunions  
*Seth D. Dodds and Andrea Halim*  

- e199 Reliability of the Soong Classification for Volar Plate Position  
*Kevin F. Lutsy, Megan Jimenez, Michael Rivlin, Jonas L. Matzon, Mitchell Maltenfort, and Pedro K. Beredjikian*  



CASE REPOSITORY

- e203 Pyogenic Flexor Tenosynovitis Caused by *Shewanella algae*  
*Erin C. Fluke, Nikoletta L. Carayannopoulos, and Ronald W. Lindsey*  

- e207 Distal Limb Defects and Aplasia Cutis: Adams–Oliver Syndrome  
*Kevin J. Renfree and Paul C. Dell*  


SURGICAL TECHNIQUE

- e211 Open Anterior Release of the Superior Transverse Scapular Ligament for Decompression of the Suprascapular Nerve During Brachial Plexus Surgery  
*Kate E. Elzinga, Matthew W. T. Curran, Michael J. Morhart, K. Ming Chan, and Jaret L. Olson*  

- e217 A Simple Phalangeal External Fixator Using Kirschner Wires and Locking Balls: No Need for Cement or Rubber Bands  
*Shafic Sraj*  


LETTERS TO THE EDITOR

- e223 The Unifying Articular (Synovial) Origin for Intraneural Ganglion Cysts: Moving Beyond a Theory  


Visit us online at <http://www.jhandasoc.org>

This journal is indexed in Index Medicus

T 800.833.7329  
[www.jhandasoc.org](http://www.jhandasoc.org)



- e225 Letter Regarding "Biomechanical Comparison of Volar Fixed-Angle Locking Plates for AO C3 Distal Radius Fractures: Titanium Versus Stainless Steel With Compression"



- e227 Letter Regarding "A Simpler Solution to Distal Digital Replantation"




ITEMS

- A18 Journal CME Instructions
- 800 American Society for Surgery of the Hand
- A21 *The Journal of Hand Surgery*, European Volume, Table of Contents, July 2016

**ABOUT THE COVER:** The cover shows a release of the transverse scapular ligament during accessory nerve transfer to the suprascapular nerve from Elzinga et al's "Open Anterior Release of the Superior Transverse Scapular Ligament for Decompression of the Suprascapular Nerve During Brachial Plexus Surgery." This article is available on the *Journal's* Web site at [www.jhandsurg.org](http://www.jhandsurg.org).

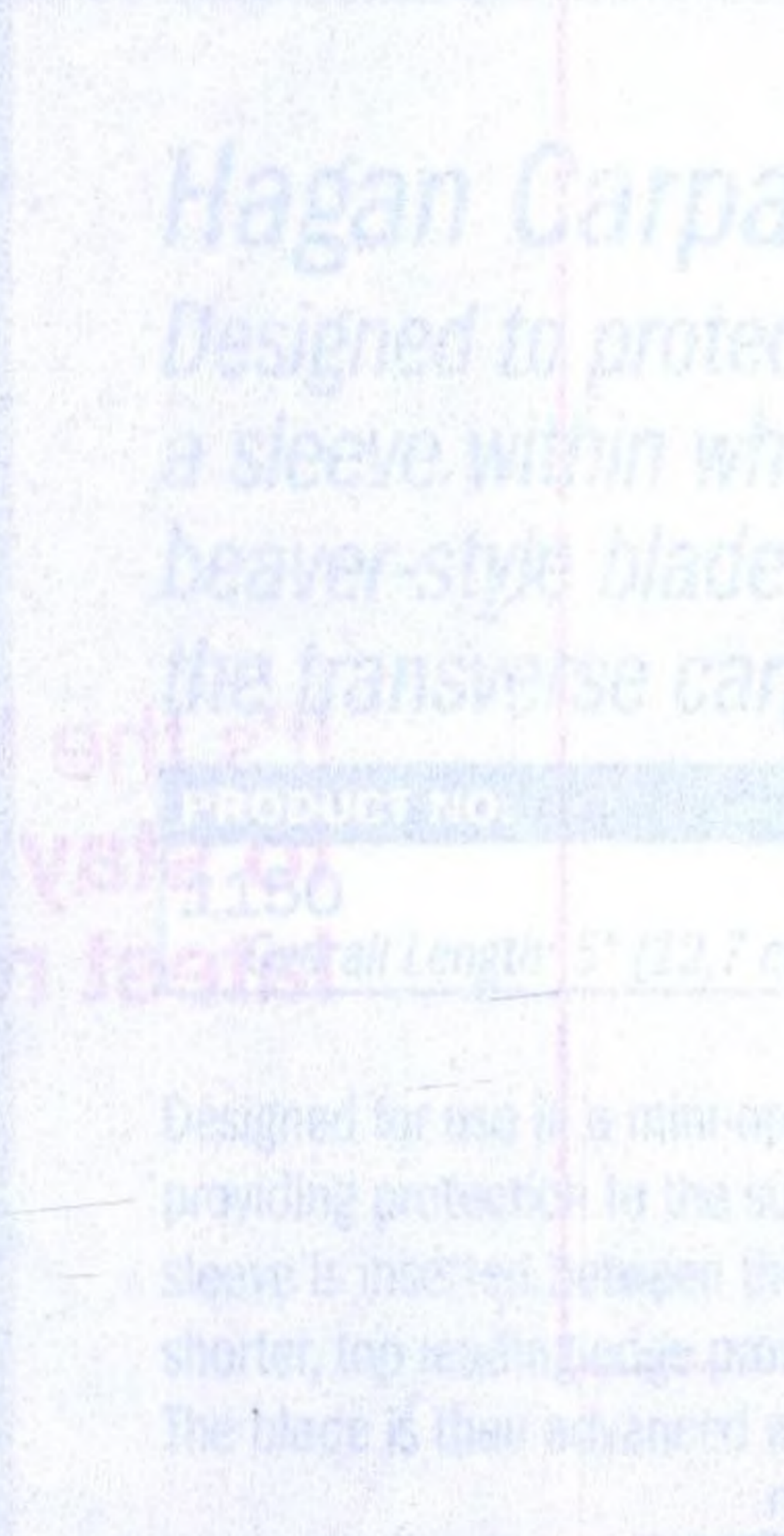


**Lubahn Carpal Corkscrew**  
Designed to fit a trapezium during basal joint arthroplasty when the bone is being removed as a unit



- Can also be used to facilitate a proximal row arthroplasty when the distal radius and triquetrum
- May additionally be used to remove the pisiform in cases of arthritis of the pisotriquetral joint

PRODUCT NO. 1191  
Overall Length 2.25" (5.7 cm)



**Hagan Carpal Tunnel Release Sleeve**  
Designed to protect the median nerve while providing a sleeve within which to use a beaver-style blade to divide the transverse carpal ligament



PRODUCT NO. 1196  
Overall Length 5" (12.7 cm)

Designed for use in a minimally open, non-invasive approach, the sleeve isolates the nerve, providing protection to the surrounding structures. The loading edge of the sleeve is positioned between the median nerve and the transverse carpal ligament, while the shorter, top leading edge provides lifting protection to the structures above the ligament. The blade is then advanced within the sleeve to safely complete the ligament release.

Visit us online at <http://www.jhandsurg.org/authorinfo> to view Author Instructions for *The Journal of Hand Surgery*.

This journal is indexed in Index Medicus/MEDLINE and Current Contents Clinical Medicine.